

PHOTO CHECKLIST

*Please note:  ICON INDICATES A **REQUIRED** IMAGE IS NEEDED.












CLICK IMAGE ICONS FOR EXAMPLES 

PLEASE NOTE

TURN CAMERA ON LANDSCAPE MODE - WE WILL USE THESE PICTURES FOR MARKETING PURPOSES, PLEASE MAKE SURE THEY ARE NICE QUALITY PICTURES.

**** ITEMS IN BOLD ARE REQUIRED**

EXTERIOR

- Photo from across the street 
- Photo from across street (Wide Angle) 
- Photo from in front of house 
- Photo of both sides of street (WA) Right / Left 
- Photo of sides of property (WA) Right / Left 
- Photo from in back of house (WA) 
- Photo from in Yard (WA) Front  Back 
- Electrical Meter 
- Gas Meter 
- Exterior HVAC System Full Unit ____ Tag ____ 

INTERIOR

****Please take 4 pictures per room** from the corner with wide angle lens with all blinds open and lights turned on if available. (Remember to turn off all ceiling fans.)

- | | | | | |
|--|---|---|---|---|
| <input type="checkbox"/> Bedroom #1 | Angle #1  | Angle #2  | Angle #3  | Angle #4  |
| <input type="checkbox"/> Bedroom #2 | Angle #1 | Angle #2 | Angle #3 | Angle #4 |
| <input type="checkbox"/> Bedroom #3 | Angle #1 | Angle #2 | Angle #3 | Angle #4 |
| <input type="checkbox"/> Bedroom #4 | Angle #1 | Angle #2 | Angle #3 | Angle #4 |
| <input type="checkbox"/> Bath #1 | Angle #1 | Angle #2 | Angle #3 | Angle #4 |
| <input type="checkbox"/> Bath #2 | Angle #1 | Angle #2 | Angle #3 | Angle #4 |
| <input type="checkbox"/> Bath #3 | Angle #1 | Angle #2 | Angle #3 | Angle #4 |
| <input type="checkbox"/> Kitchen | Angle #1 | Angle #2 | Angle #3 | Angle #4 |



VIDEO CHECKLIST

EXTERIOR VIDEO (UPON REQUEST)

PLEASE BE SURE TO...

- Turn on wide angle
- Put camera in landscaping mode
- Start across street
- Go SUPER SLOOOOWWWWW (video will probably be 5 mins +)

*Show both sides of street, show front yard, show front of house and all of its curb appeal, and defects, show side of house, show full back yard, show back of house, show all aspects of the house, show other side, show condenser unit, show condenser tag, show utility boxes and meters, etc.

*Show external structures in full detail as well in separate video (Barns, Sheds, Etc.)

INTERIOR VIDEO (UPON REQUEST)

PLEASE BE SURE TO...

- Turn on wide angle
- Put camera in landscaping mode
- Open all Blinds and Turn on All lights
- Turn off all ceiling fans
- Remember to Go SUPER SLOOOOWWWWW.
- Get 4 angles of each room.

ADDITIONAL ITEMS (UPON REQUEST)

Sketch drawing of house 

Interior Measurements

Put Lock Box on Property Code